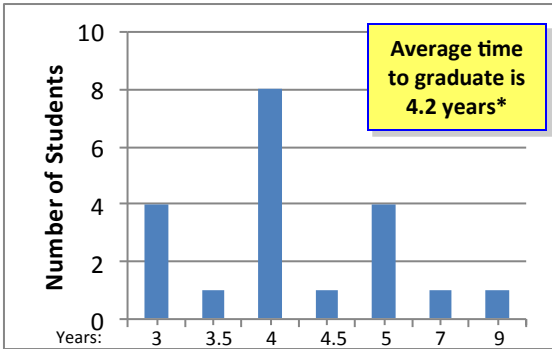


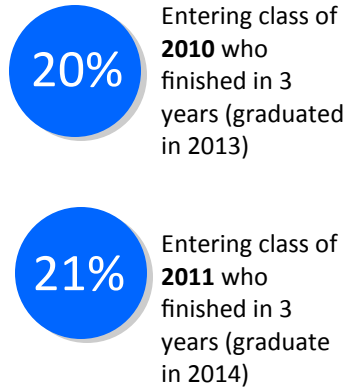
# Graduating Class Summary 2015

## 1. Length of Time to Graduate




\*Average excludes 9, 13 and 14 year duration of 3 students.

## 2. Graduation Rates



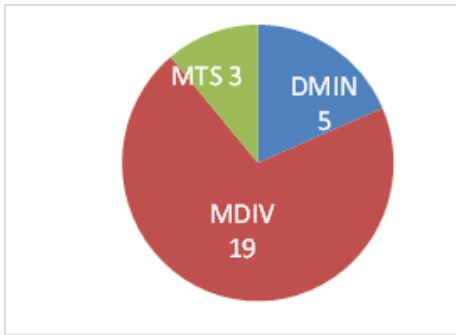
## 3. Graduates by gender and race



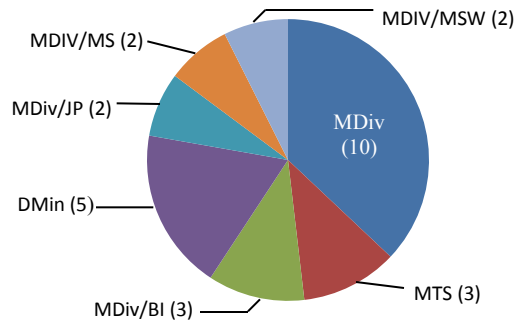
66% Anglo/White; 22% African-American; 11% Asian; 0% Hispanic. (8% International)

## 4. Programs of Study Profiles

Total in graduating class: 27



Number of graduates by degree emphases



## 5. GPA Profile

Highest GPA: 4.0

Lowest GPA: 2.0

Avg. GPA: 3.28

Median GPA: 3.1

## 6. Semester Hours Earned at CGTS (MDiv only)

	2014	2013	2012	2011	2010
Number of graduates	27	25	22	21	28
Total semester hours earned	1,476	1,095	1,767	1,338	1,953
Average semester hours earned	77.6	47.6	98.1	78.6	81.3
Maximum semester hours earned	93	61.5	124.5	90	100.5
Minimum semester hours earned	57	30	60	54	40.5
Median semester hours earned	77	47	98.1	81	90

MDiv total semester hours earned at CGTS in 2013-14 is 34.7% higher than previous year.

## NOTES:

- 78% (15) of graduates took four or more years to complete their degree (in 2013 it was (73% (19) ).
- Total semester hours taken by graduates in 2014 is 27% more than the class of 2012.
- Only 21% (4) of graduates completed their degrees in three years. In 2013 it was 25% (6).
- Four graduates are in a dual degree program; MDiv/MS and MDiv/MSW (18% of graduating class)
- Graduating MDiv students comprise 22% of the current Spring 2013 MDiv student body.