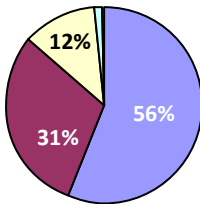


CENTRAL GENERIC THEOLOGICAL SEMINARY

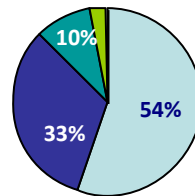
2014-2015 Grade Distribution Analysis:
Fall and Spring Terms Only

Table 1: Grade Distribution: Cumulative for All Activities

Area	Activities	A	B	C	D	F	W	WF	WP
All areas	75	350	192	75	8	2	6	1	2



2014-2015 Distribution
 A: 56%
 B: 31%
 C: 12%
 D: 1%
 F: 0%

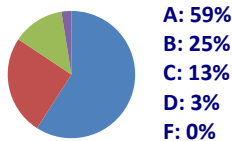


2013-2014 Distribution
 A: 54%
 B: 33%
 C: 10%
 D: 3%
 F: 0%

Table 2: Grade Distribution By Areas: Count

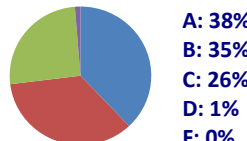
Area	Activities	A	B	C	D	F	W	WF	WP
Biblical	19	117	50	26	5	0	1	0	1
History/Theology	14	59	0	55	40	2	3	1	0
Practical Theology	35	167	85	9	1	2	2	0	1
DMin	12	25	11	0	0	0	0	0	1

B Area Distribution



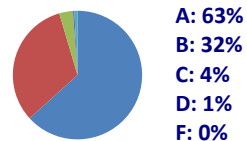
A: 59%
 B: 25%
 C: 13%
 D: 3%
 F: 0%

HT Area Distribution



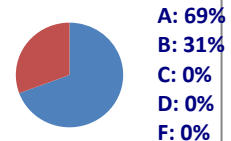
A: 38%
 B: 35%
 C: 26%
 D: 1%
 F: 0%

PT Area Distribution



A: 63%
 B: 32%
 C: 4%
 D: 1%
 F: 0%

DMin Distribution



A: 69%
 B: 31%
 C: 0%
 D: 0%
 F: 0%

Table 3: Grade Distribution By Professors: Count

Professor	Activities	A	B	C	D	F	P	WF	WP
Bart, Andrew	6	24	23	0	0	0	0	0	0
Bigby, Charles	10	46	18	14	0	0	0	0	1
Branson, Thelma	11	32	12	0	0	0	45	0	0
Cranford, Betty	0	0	0	0	0	0	0	0	0
Flinn, Ian	2	12	7	1	0	0	0	0	0
Geneto, Robert	8	23	14	2	0	2	0	0	0
Grimes, Elizabeth	1	2	2	3	0	0	0	0	0
Jackson, Fred J	3	13	8	5	1	0	0	0	0
Lorimer, Phillip	7	25	13	2	1	0	0	0	0
Newton, Archie	3	18	17	4	0	0	0	0	0
Ogilvy, Tabitha	2	13	7	1	0	0	0	0	0
Pemberton, Clarice	3	10	13	24	1	0	0	0	0
Stratford, Donald	6	42	18	3	2	0	0	0	0